



This project has received funding from the European Union's Emergency Support Instrument under grant agreement No. LC-01689772.



Co-funded by
the European Union

2021

COVPASS USER'S GUIDE FOR iOS DEVICES

For Citizens



Republic of Cyprus

This project has received funding from the European Union’s Emergency Support Instrument under grant agreement No. LC-01689772.



Co-funded by the European Union

TABLE OF CONTENTS

INDEX OF PICTURES	3
GENERAL.....	4
USER’S GUIDE	5
IOS DEVICES	6
STEP 1: SCANNING THE QR CODE	8
STEP 2: INSERT THE TAN NUMBER	10
Invalid TAN code.....	11
STEP 3: SAVE YOUR CERTIFICATE.....	13
Review your details	14



Republic of Cyprus

This project has received funding from the European Union’s Emergency Support Instrument under grant agreement No. LC-01689772.



Co-funded by the European Union

INDEX OF PICTURES

Picture 1: CovPass Cyprus Homepage	6
Picture 2: Scan the QR code	8
Picture 3: Place the yellow borders on the QR code	9
Picture 4: Insert the unique TAN code	10
Picture 5: Scan the QR code and insert the TAN code.....	12
Picture 6: Successful storage of the certificate	13
Picture 7: Review your details	14



GENERAL

The EU Digital COVID Certificate aims at facilitating safe free movement during the COVID-19 pandemic within the EU. It is a digital proof that a person has been vaccinated against COVID-19, received a negative test result or recovered from COVID-19. The certificate may be used in all EU Member States, as well as in Island, Lichtenstein and Norway.

The EU Digital COVID Certificate contains only necessary information such as Name, Date of Birth, Issuing Authority and the unique QR identifier.

In order to issue the EU Digital COVID Certificate you must visit the <https://eudcc.gov.cy/> portal and follow the necessary steps.

Once the EU Digital COVID Certificate is issued, you may store it on the CovPass Cyprus application available for Android and iOS smart devices. The app is available in Greek and English, for Android 8.1+ and iOS 12.1+.



USER'S GUIDE

Users with iOS devices may download and install CovPass Cyprus application from the App Store (<https://www.apple.com/app-store/>)


Following successful installation of the CovPass Cyprus application on your smart device, you can take the following 3 steps to recover and store the EU Digital COVID Certificate on your phone.

1	2	3
Scan the QR code with the CovPass Cyprus application	Insert the TAN code	Save your certificate



IOS DEVICES

Initial image of the CovPass Cyprus application. Please note that you must have a security code on the device so as to store your certificate.



Picture 1: CovPass Cyprus Homepage



This project has received funding from the European Union's Emergency Support Instrument under grant agreement No. LC-01689772.



**Co-funded by
the European Union**

STEP 1: SCANNING THE QR CODE

To scan the QR code of your certificate, press **“Scan Code”**.



CovPass Cyprus



Wallet Empty

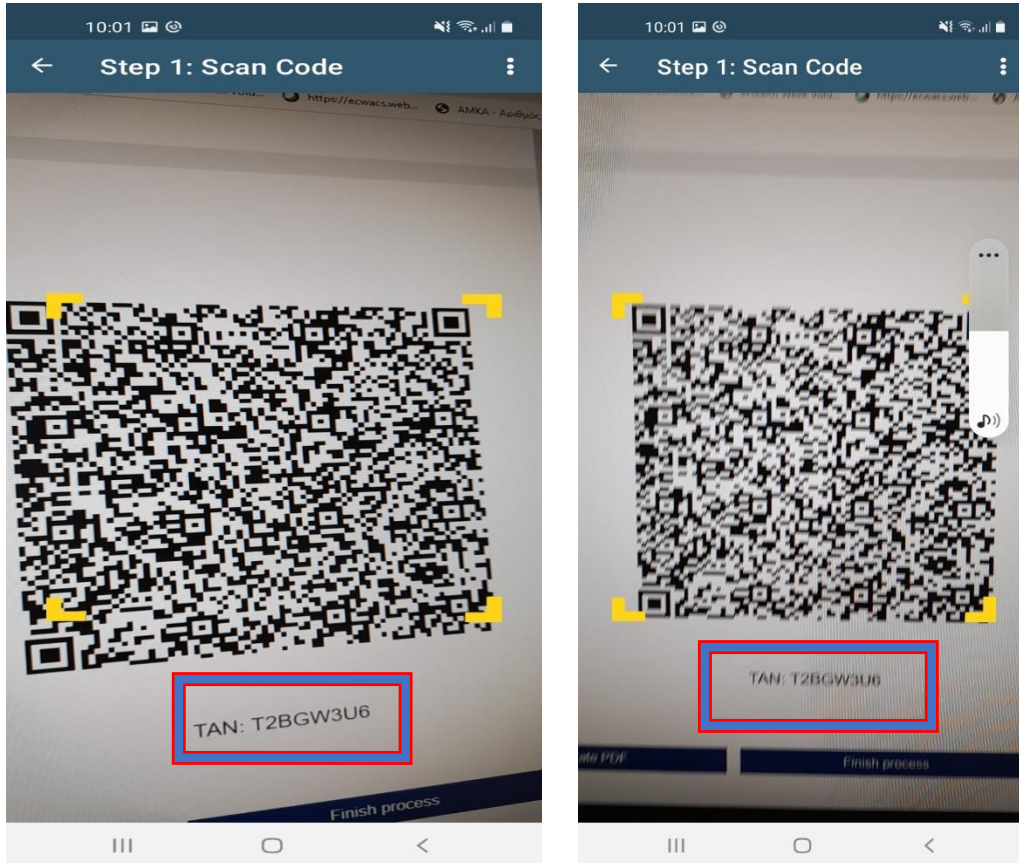
Press the button below to
scan your code.

Scan Code

Picture 2: Scan the QR code



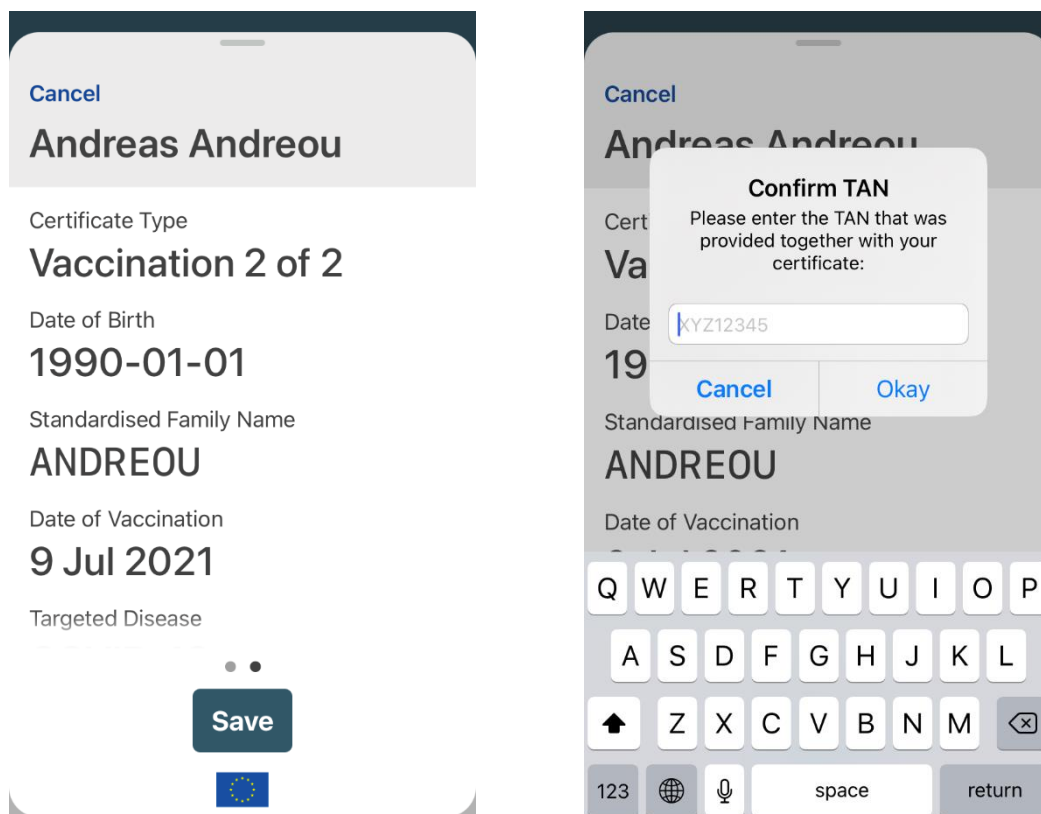
To scan the QR code, move the camera of your smart device so that the yellow borders cover the QR code.



Picture 3: Place the yellow borders on the QR code

STEP 2: INSERT THE TAN NUMBER

After scanning the QR code you may save the certificate on the application. Check that the details are correct and press "Save". The application will ask for the unique 8-digit TAN code marked under the QR code.



Picture 4: Insert the unique TAN code

***Note:** Make sure that the TAN code inserted is the correct one.



INVALID TAN CODE

When saving your certificate, you could experience the following 3 errors:

1. Network Error: You will not be able to save your certificate if you are not connected to the network. To proceed please make sure you are connected to the network.
2. TAN code error (wrong code): Make sure the code you enter in the CovPass Cyprus app is the same as the one shown on your certificate. If the TAN code is the same, please refer to point 3 below.
3. TAN code error (duplicate): If you already have your certificate stored on a smart device you will not be able to reinsert the same TAN code. In this case, please follow again the process by visiting the EUDCC portal to issue a new certificate that will contain a newly generated TAN code and try again. Or, if the certificate which has been already saved in your device, the QR code can be scanned by another device and submit the TAN code by selecting **«tap to reveal»**.



Republic of Cyprus

This project has received funding from the European Union's Emergency Support Instrument under grant agreement No. LC-01689772.



Co-funded by the European Union

You may scan the QR code and insert the TAN code using a printed copy of the European Digital COVID Certificate.

EU DIGITAL COVID CERTIFICATE
ΕΥΡΩΠΑΪΚΟ ΨΗΦΙΑΚΟ ΠΙΣΤΟΠΟΙΗΤΙΚΟ COVID



REPUBLIC OF CYPRUS
ΚΥΠΡΙΑΚΗ ΔΗΜΟΚΡΑΤΙΑ

This certificate is not a travel document. The scientific evidence on COVID-19 vaccination, testing and recovery continues to evolve, including with regard to new virus variants of concern. Before travelling, please check the applicable public health measures and related restrictions applicable at the point of destination.

Το παρόν πιστοποιητικό δεν αποτελεί ταξιδιωτικό έγγραφο. Τα επιστημονικά στοιχεία σχετικά με τον εμβολιασμό, το διαγνωστικό έλεγχο και την ανάρρωση από COVID συνεχίζουν να εξελίσσονται, λαμβάνοντας επίσης υπόψη νέες παραλλαγές του ιού. Πριν ταξιδέψετε, ελέγξτε τα ισχύοντα μέτρα δημόσιας υγείας και τους σχετικούς περιορισμούς που εφαρμόζονται στον προορισμό σας.

Relevant information can be found here:

Σχετικές πληροφορίες
<https://reopen.europa.eu/en>



Surname(s) and forename(s)

Επώνυμο και Όνομα

Date of birth

Ημερομηνία Γέννησης

Unique certificate identifier

Μοναδικός Αναγνωριστικός Κωδικός Πιστοποιητικού
URN:UVCI:V1:CY:C5038Q61SSVR82QLUCH8KOR6N8

Vaccination Certificate
Πιστοποιητικό Εμβολιασμού

Disease or Agent Targeted COVID-19
Στοχευμένη Νόσος ή Στοχευμένος Παράγοντας

COVID vaccine or prophylaxis covid-19 vaccines
Εμβόλια/Προφυλακτική Αγωγή

COVID vaccine medicinal product Comirnaty
Σκεύασμα Εμβολίου

COVID vaccine marketing authorisation holder or manufacturer Biontech Manufacturing GmbH
Κάτοχος Άδειας Κυκλοφορίας ή Παρασκευαστής του Εμβολίου

Number in a series of vaccinations/doses and the overall number of doses in the series 2 / 2
Αριθμός σε Σειρά Εμβολιασμών/Δόσεων

Date of vaccination, indicating the date of the latest dose received 2021-05-21
Ημερομηνία Εμβολιασμού

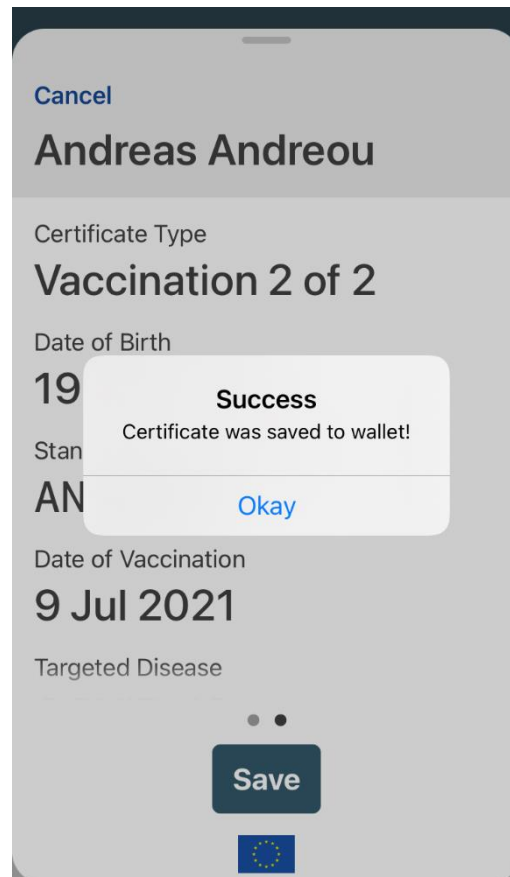
Member State in which the vaccine was administered CY
Κράτος Μέλος διενέργειας Εμβολιασμού

Certificate issuer Ministry of Health
Εκδότης Πιστοποιητικού

Picture 5: Scan the QR code and insert the TAN code

STEP 3: SAVE YOUR CERTIFICATE

After successfully insert the TAN code, the Save message will appear on the CovPass Cyprus application. You now have successfully saved your certificate on your smart device.



Picture 6: Successful storage of the certificate



REVIEW YOUR DETAILS

You may see your certificate on the CovPass Cyprus application. Please, make sure that the details inserted are correct.

The screenshot displays two side-by-side panels. The left panel shows the name 'Andreas Andreou' at the top, a large QR code in the center, and a red-bordered box at the bottom containing the text 'TAN: tap to reveal'. Below the QR code is a 'Done' button and a small European Union flag. The right panel shows the name 'Andreas Andreou' at the top, followed by the following details: 'Certificate Type: Vaccination 2 of 2', 'Date of Birth: 1990-01-01', 'Standardised Family Name: ANDREOU', 'Date of Vaccination: 9 Jul 2021', and 'Targeted Disease: COVID-19'. Below these details is another 'Done' button and a small European Union flag.

Picture 7: Review your details

For further information you may contact the COVID-19 Call Centre:

- at info@eudcc.gov.cy or
- at 1474 for local numbers or +357 22285757 for foreign numbers or calls from abroad.